

# ROUNDAABOUTS

They reduce congestion,  
ease traffic flow and boost safety







They have been  
shown to reduce  
deaths and injuries by

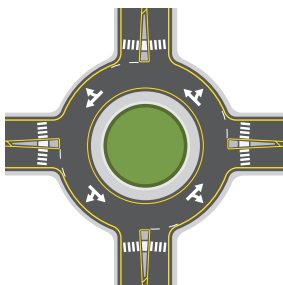
79%

**Watch our videos on how  
to navigate through them**

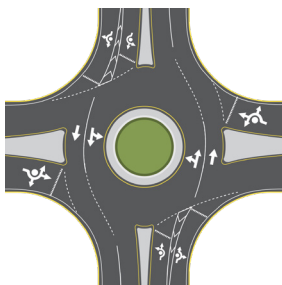


# HOW TO TRAVEL THROUGH ROUNDABOUTS

-  Drivers yield to any vehicles or bicycles already in the roundabout.
-  Drivers in the roundabout move in a counter-clockwise direction, and they do not yield to vehicles approaching the intersection.
-  Drivers should use turn signals when exiting the roundabout and yield to pedestrians using the crosswalk at the roundabout.
-  When approaching a multi-lane roundabout, drivers should observe signs and pavement markings to choose the appropriate lane, and they should not change lanes once inside the roundabout.







**Single Lane**



**Multi-Lane**

## MORE TIPS

-  Remember to give larger trucks and buses extra room.
-  Trucks should use the concrete island, known as the apron, to help drivers maneuver around the roundabout.
-  Bicyclists should use a roundabout as a vehicle, and drivers should not pass a bicyclist inside the roundabout.
-  Never enter a roundabout when an emergency vehicle with flashing lights is passing through it.